



Ferrosilicon DAILY EXPRESS

August 24, 2020 Monday

Internal Daily. For members of Ferro-Alloys.com only.

Catalog

Ferrosilicon Spot Price

Steel Mills Tender

Supply & Demand

Market Insight

Daily Market

Currency Exchange Rate

International Data

Coming Events

Tel: 010-58697578

Email: kangmingfei@ferro-alloys.com



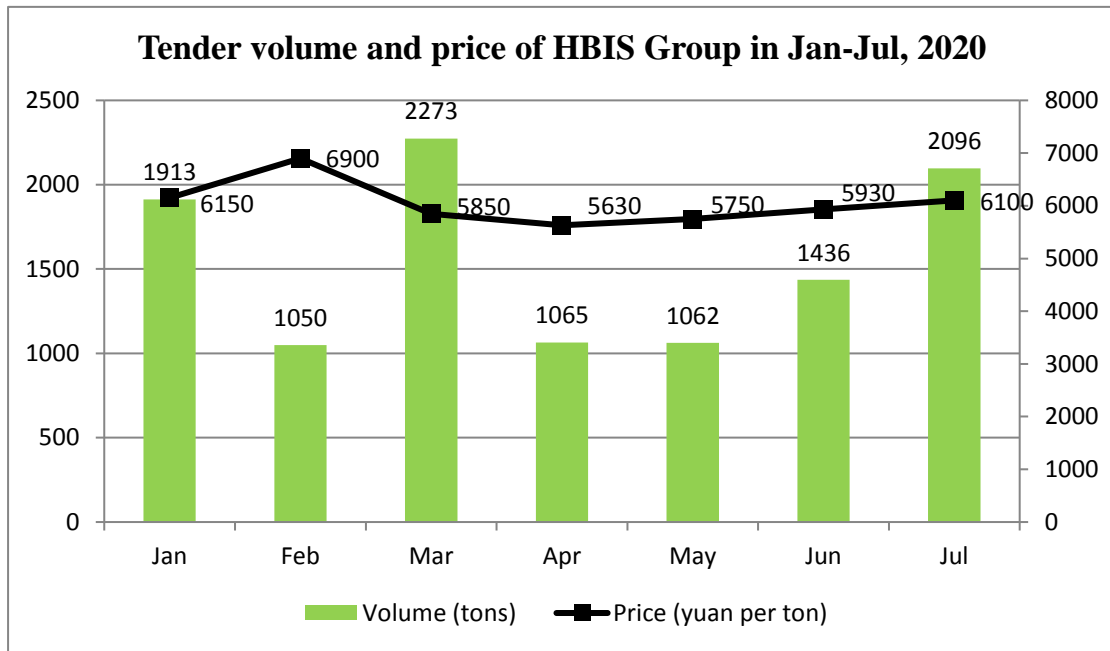
Ferrosilicon Spot Price

Ferrosilicon	Area	Price (RMB/MT)	Up/Down
Si75#	Inner Mongolia	5700-5800	--
	Gansu	5750-5800	↑
	Ningxia	5700-5800	↑
	Qinghai	5600-5700	↑
	Shaanxi	5550-5650	--
Si72#	Inner Mongolia	5500-5600	--
	Gansu	5550-5600	↑
	Ningxia	5500-5600	↑
	Qinghai	5400-5500	--
	Shaanxi	5350-5450	--

Steel Mills Tender – August, 2020

Commodity	Steel Mills	Price (RMB/T)	Change vs. Last Month (RMB/T)	Volume & change vs. last month (Tons)
Ferrosilicon 72#	Sangang Group	5900	-300	3300
Ferrosilicon 72#	Shagang Group	5880	-170	Tender volume 1500 tons, total volume 3000 tons
Ferrosilicon 72#	ZENITH	5880	-220	2800
Ferrosilicon 72#	HBIS Group	5880	-220	2335(-239)
Ferrosilicon 72#	Minmetals Yingkou Medium Plate	5880	-220	2100
Ferrosilicon 72#	Shagang Group	5780	-228	2050
Ferrosilicon 72#	Nanjing Iron and Steel	5850	-200	2000
Ferrosilicon 72#	CITIC	5900	-170	2000
Ferrosilicon 72#	Shandong Iron & Steel Laiwu	5880	-220	2000
Ferrosilicon 72#	Xiangtan Iron & Steel	/	/	1800
Ferrosilicon 72#	Masteel Group	5820	-180	1500
Ferrosilicon 72#	Shandong Iron & Steel	5880	-220	1300

Ferrosilicon 72#	Tianjin Iron & Steel	5675	-220	1200
Ferrosilicon 72#	Xin Steel	5880	-370	1200
Ferrosilicon 72#	Shiheng Special Steel	5780	-200	1200
Ferrosilicon 72#	Anyang Iron & Steel	5880	-220	1130
Ferrosilicon 72#	Valin LY Steel	5930	-220	1000
Ferrosilicon 72#	Shaoguan Steel	5930	-220	1000
Ferrosilicon 72#	Cangzhou Zhongtie Equipment Manufacturing Material	5780	-220	1000
Ferrosilicon 72#	Wuhan Iron & Steel	5920	-210	1000
Ferrosilicon 72#	Heilongjiang Jianlong	5730	-220	900
Ferrosilicon 72#	Henan Jiyuan Iron & Steel	5880	-220	800
Ferrosilicon 72#	Shougang Changzhi Steel & Iron	5850	-230	800
Ferrosilicon 72#	Anyang Yongxing Special Steel	5800	-160	600
Ferrosilicon 72#	Xining SpecialSteel	5800	-350	500
Ferrosilicon 72#	Nanyang Hanye Special Steel	5770	/	500
Ferrosilicon 72#	Jin Gang Group	5980	-120	500
Ferrosilicon 72#	WISCO	5880	-220	400
Ferrosilicon 72#	Changqiang Steel	/	/	300
Ferrosilicon 72#	Jilin Jianlong	6100	-240	300
Ferrosilicon 72#	Fushun New Steel	5980	-240	240
Ferrosilicon 72#	Anhui Changjiang Steel	5820	-260	200
Ferrosilicon 72#	Bao Steel	5930	-200	/
Ferrosilicon 72#	Hebei Jianlong	5880	-220	/
Ferrosilicon 75#	Benxi Steel	5999	-200	1800
Ferrosilicon 75#	Heilongjiang Jianlong	5980	-410	820
Ferrosilicon 75#	Hengyang Valin Steel Tube	6080	-220	300



Supply

Sell>> Erdos Xijin Company supplies ferrosilicon (70#,72#,75#) & special ferrosilicon (low Al, low Ti, low C), Sales Manager, Mr. Ning, 15049433766/18147786766

Sell>> Wuhai Junzheng Group sells ferrosilicon, 72#, 75#, Mr. Zhou, 13327036330

Sell>> Tengda Northwest Ferroalloys Group supplies silicon, chrome and manganese products

Sell>> Baotou Oma company sell ferrosilicon, Mr. Fang 86-13901139228

Sell>> Sanyuan Zhongtai Company sell ferrosilicon, Mr. Di 86-13739507897

Sell>> Inner Mongolia Sanwei company Mr. Zhang 86-13614820288

Sell>> Ningxia Juhe Silicon Company Mr. Chen 86-13909598844

Sell>> Zhongwei Maoye Metallurgy company sell ferrosilicon Mr. Huang 13629555885

Sell>> Zhongwei Dayou Metallurgy company Mr. He 86-18709559808

Sell>> Zhongwei Yuexin Steel supply ferrosilicon 72#, 75#, size 10-50、10-80、50-10mm, Ms. Xiao 86-18795356999

Sell>> Zhongwei Tianze Metallurgy supply ferrosilicon 65#70#72#75#, low Al 0.02. Zhang Yue 86-18995453096

Sell>> Ningxia Xinkangsheng supply ferrosilicon, carbon raiser etc Mr. Ma 86-18395094491

Sell>> Ningxia Ruitaixiang company supply ferrosilicon 60# 65# 66# 72# 75# Ms. Wang 86-15809631594

Sell>> Aerbadi (Ningxia) Smelting Co., Ltd supply ferrosilicon 72# 75#, natural block, Mr. Chen, 17395155168, Mr. Liu, 17391519151

Sell>> Qinghai Wutong Industry Mr. Lee 86-13997034020
Sell>> Qinghai Huesheng Ferroalloy Co., Ltd, Mr. Chen 86-18697160185
Sell>> Qinghai Fuxin Silicon Mr. Gan 86-18097239888
Sell>> Gansu Honest special ferrosilicon Mr. Dai86-13919058339
Sell>> Gansu Tianyikuangye company special ferrosilicon, normal ferrosilicon etc,
Mr.Zhang 0931-2155553
Sell>> Lanzhou Hongye Company high purity ferrosilicon ($\text{Si} \geq 75\%$ $\text{Al} < 0.1\%$
 $\text{Ca} < 0.02\%$, $\text{C} < 0.02\%$, $\text{Ti} < 0.05\%$ -0.01% etc.),supply all types of ferrosilicon and size
under 0-3 mm, size(10-50mm, 3-10mm)Si 72#powder(0-3mm),Mr. Shi 86-
13309408708

Demand

Buy>> Shanxi Shenmu Dongfeng Magnesium Co.Ltd., Chen Jiashuai, 13772375803
Buy>> Shandong Xiangcheng Metallurgical Furnace Charge Co. Ltd., Mr. Li,
13963341489
Buy>> Jiangsu Zhongzaixin Metallurgical Furnace Charge Co. Ltd., Mr. Song,
15861080167
Buy>> Henan Anyang Zhenhuan Metallurgical Refractories Co. Ltd., Mr. Li,
13949530398
Buy>> Boyu Metal Corporation, Ms. Tong, 15242409770
Buy>> Beijing LY Metals and Mining Co., Ltd, Mr. Zhao, 18513433578
Buy>> Shanxi Orient Henglv Investment Casting Co., Ltd, Mr. Mou, 18636705861
Buy>> Silicon 68-72, Barium 4-6, granularity 0.2-0.8, 5-15, 3-8 or natural block, Mr.
Chen, 13909598844

Market Insight

- **Xi encourages steel company to grow in integrated development of Yangtze River Delta**

Xi Jinping, general secretary of the Communist Party of China Central Committee, has encouraged Magang Group, a subsidiary of China Baowu Steel Group, to seize the opportunity in the integrated development of the Yangtze River Delta.

The steel subsidiary should combine its own reform and development with the integrated development of the Yangtze River Delta and strive to develop itself amid the process, Xi said on Aug 19 during his inspection tour in East China's Anhui province.

● China Baowu to take 51% stake in Taiyuan Iron & Steel

The nation's largest steelmaker China Baowu Steel Group announced on Friday that it will acquire a 51 percent stake in Taiyuan Iron & Steel (Group) Co Ltd (TISCO) as part of its efforts to become a global steel leader with an annual output of 100 million tons.

China Baowu was formed in December 2016 following the merger of Shanghai-based Baosteel Group and Wuhan Iron & Steel Group in Central China's Hubei province. It is the nation's most competitive steel maker with production of 95.46 million tons in 2019.

Shanxi-based TISCO, which has an annual capacity of 12.94 million tons, is a global leader in stainless steel.

The deal needs further approval from the State-owned Assets Supervision and Administration Commission of the State Council, according to China Baowu.

The company added that the deal is in line with the nation's initiative to promote supply-side reform and speed up the merger and reorganization of excess capacity.

Daily Market

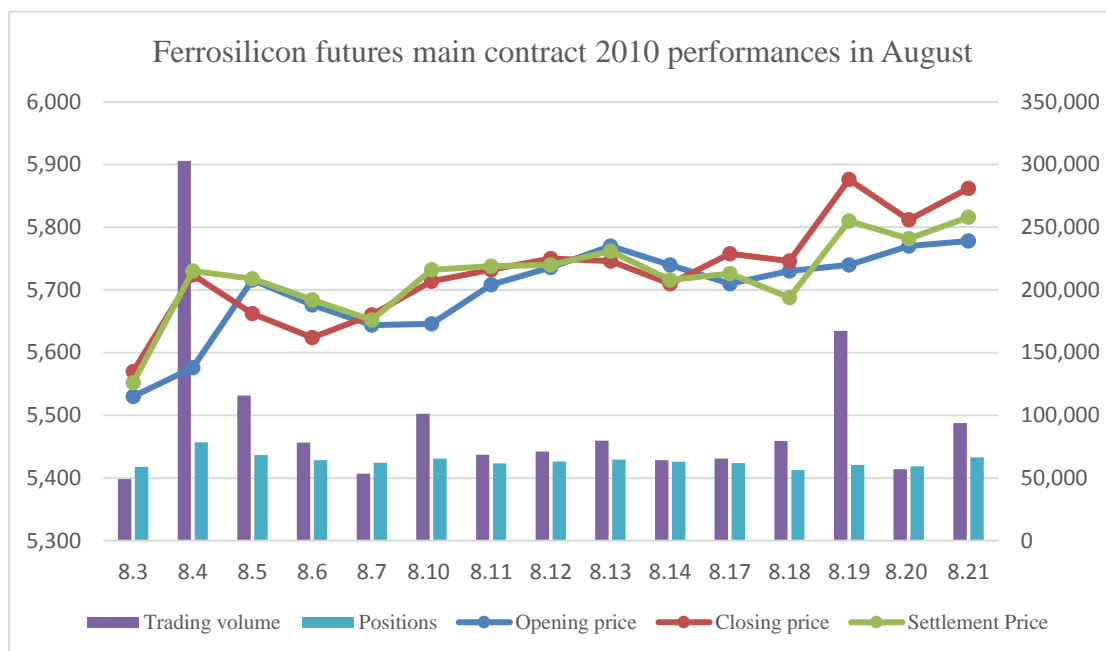
Ferrosilicon futures 2010 contract

1. Futures warehouse: The number of warehouse receipts was 15465 (77325 tons), and 1383 (6915 tons) were valid for the number of warehouse orders.
2. The 2010 ferrosilicon contract price on ZCE closed at 5824 yuan per ton on August 21.
3. The main position: the top 20 positions increased and decreased variedly, the purchase volume is less than the holding position.

Below are ferrosilicon futures main contract 2010 daily specific performances:

Date	Opening price	Highest price	Lowest price	Closing price	Trading volume	Positions	Range	Settlement Price
8.3	5,530	5,572	5,520	5,570	49,176	58,709	0.22%	5,552
8.4	5,576	5,872	5,570	5,724	302,976	78,382	3.10%	5,730
8.5	5,716	5,770	5,646	5,662	115,825	68,356	-1.19%	5,718
8.6	5,676	5,726	5,616	5,624	78,139	64,249	-1.64%	5,684
8.7	5,644	5,674	5,620	5,660	53,391	62,128	-0.42%	5,652

8.10	5,646	5,772	5,644	5,714	101,263	65,353	1.10%	5,732
8.11	5,708	5,776	5,696	5,732	68,542	61,538	0.00%	5,738
8.12	5,736	5,774	5,698	5,750	71,194	63,076	0.21%	5,740
8.13	5,770	5,806	5,718	5,746	79,858	64,773	0.10%	5,762
8.14	5,740	5,764	5,682	5,710	64,128	62,799	-0.90%	5,716
8.17	5,710	5,758	5,692	5,730	65,504	61,940	0.24%	5,726
8.18	5,730	5,746	5,652	5,708	79,509	56,205	-0.31%	5,688
8.19	5,740	5,876	5,724	5,788	167,351	60,443	1.76%	5,810
8.20	5,770	5,812	5,758	5,768	56,981	59,321	-0.72%	5,782
8.21	5,778	5,862	5,766	5,824	93,820	66,505	0.73%	5,816



Currency Exchange Rate

Currency exchange RMB&USD

Intermediate exchange rate of RMB exchange rate in the inter-bank foreign exchange market: RMB: USD 6.9194.

International Data

- China ferrosilicon (>55%) exports down 24.95% YoY in June 2020

According to data of China Customs, China exported 19694.647 tons of ferrosilicon (>55%) in June 2020, down 29.11% vs. last month and down 24.95% year on year.

In June, China exported 4963.06 tons of ferrosilicon (>55%) to Japan, which accounts for 25.2% and 4493.84 to Korea, which accounts for 22.82%.

- **China ferrosilicon ($\leq 55\%$) exports down 41.67% YoY in June 2020**

According to data of China Customs, China exported 1312.8 tons of ferrosilicon ($\leq 55\%$) in June 2020, up 9.08% than last month and down 41.67% vs the same period in 2019.

In June, China exported 446 tons of ferrosilicon ($\leq 55\%$) to Korea, which accounts for 33.97% and 321 tons to Japan, which accounts for 24.45%.

- **China ferrosilicon (>55%) exports down 24.66% YoY in Jan-Jun**

According to data of China Customs, in Jan-Jun, China exported a total of 164391.806 tons of ferrosilicon ($\leq 55\%$), down 24.66% YoY, including 39233.27 tons to Korea, which accounts for 23.87% and 39141.61 tons to Japan, which accounts for 23.81%.

- **China ferrosilicon ($\leq 55\%$) exports down 41.11% YoY in Jan-Jun**

According to data of China Customs, through January to June 2020, China exported a total of 9916.575 tons of ferrosilicon ($\leq 55\%$), a year-on-year decrease of 41.11%, including 3918 tons to Korea, which accounts for 39.51% and 2228.4 to Japan, which accounts for 22.47%.

- **Japan June ferrosilicon (>55%) imports down 8.83% YoY**

According to data of Trade Statistics of Japan, in June 2020, Japan imported 32271.141 tons of ferrosilicon (>55%), down 8.83% YoY and down 39.415% vs. last month, including 5479.14 tons imported from China, which accounts for 16.98%.

In Jan-Jun, Japan imported a total of 188879.765 tons of ferrosilicon (>55%), down 15.24% YoY, including 44197.956 tons imported from China, which accounts for 23.4%.

- **Japan June ferrosilicon ($\leq 55\%$) imports up 167.33% YoY**

According to data of Trade Statistics of Japan, in June 2020, Japan imported 2250.95 tons of ferrosilicon ($\leq 55\%$), up 167.33% YoY and up 236.16% vs. last month.

In June, Japan imported 431 tons of ferrosilicon ($\leq 55\%$), which accounts for 19.15% and 1571 tons from Russia, which accounts for 69.79%.

In Jan-Jun, Japan imported a total of 6269.517 tons of ferrosilicon ($\leq 55\%$), down 36.02% YoY, including 2532.386 tons from China, which accounts for 40.39%.

● **worldsteel: June 2020 crude steel production**

World crude steel production for the 64 countries reporting to the World Steel Association (worldsteel) was 148.3 million tonnes (Mt) in June 2020, a 7.0% decrease compared to June 2019. Due to the ongoing difficulties presented by the COVID-19 pandemic, many of this month's figures are estimates that may be revised with next month's production update.

World crude steel production was 873.1 Mt in the first six months of 2020, down by 6.0% compared to the same period in 2019. Asia produced 642.0 Mt of crude steel in the first half of 2020, a decrease of 3.0% over the first half of 2019. The EU produced 68.3 Mt of crude steel in the first half of 2020, down by 18.7% compared to the first half of 2019. North America's crude steel production in the first half of 2020 was 50.2 Mt, a decrease of 17.6% compared to the first half of 2019.

China produced 91.6 Mt of crude steel in June 2020, an increase of 4.5% compared to June 2019. India produced 6.9 Mt of crude steel in June 2020, down 26.3% on June 2019. Japan produced 5.6 Mt of crude steel in June 2020, down 36.3% on June 2019. South Korea's steel production for June 2020 was 5.1 Mt, down by 14.3% on June 2020.


Germany produced 2.5 Mt of crude steel in June 2020, down 27.3% on June 2019. Italy produced 1.8 Mt of crude steel in June 2020, down 13.0% on June 2019. France and Spain each produced 0.8 Mt of crude steel in June 2020, down 34.9% and 31.5% respectively on June 2019.

The United States produced 4.7 Mt of crude steel in June 2020, a decrease of 34.5% compared to June 2019.

Production in the C.I.S. is estimated to be 7.9 Mt in June 2020, down 5.0% on June 2019. Ukraine produced 1.8 Mt of crude steel in June 2020, up 9.0% on June 2019.

Turkey's crude steel production for June 2020 was 2.8 Mt, up by 4.1% on June 2019.

Coming Events



第17届中国铁合金国际会议

The 17th China **Ferro-Alloys** International Conference

2020年9月23日-25日 重庆·中国

September 23th-25th, 2020, Chongqing, China

主办单位(Hosts):  中国五矿化工进出口商会
CHINA FEDERATION OF COMMERCE OF METALS,
FERROALLOYS & CHEMICALS IMPORTERS & EXPORTERS

 中国铁合金网
Ferro-Alloys.com



协办单位(Co-Organizers):  博赛集团
BOBAI GROUP

支持单位(Supports):



赞助单位(Sponsors):

